

Bal Bhawan School

Holiday Homework

Grade-1



Grade 1
Holiday Home work

Name: _____ Section: _____

BAL BHAWAN SCHOOL, BHOPAL
SESSION 2023-24
GRADE –I

HOLIDAY ASSIGNMENT

“Vacations mean a change of pace, a gentleness with ourselves, a time to rest and renewal and a time to stretch ourselves and encounter new people, new lands, new ways and new options.”

Holidays are a well-deserved opportunities to relax and rewind by indulging in activities that are pleasurable and at the same time educative. As the summer vacation has begun, to keep our kids engaged and make them innovative and creative some enrichment activities have been planned for the little ones, which are to be done by students and submitted after holidays.



1. READING TOGETHER



“Reading is to the mind what exercise is to the body”

Reading helps us to explore life from different perspectives. While reading can help in building new and creative thoughts, images and opinions in the mind, it helps the children to think creatively and use their imagination. By active reading they can explore several aspects of life.

Reading also improves the vocabulary and language skills in children. As they absorb new words, they are able to define them based on the context of the material. Through reading children can also learn to structure sentences which help them to improve their writing skills.


To help our kids to develop the interest and love for reading, we suggest that you help your child to read some stories (at least 2) and then

- a. Ask them to pick out any **10 new words** that they come across while reading the stories, write and illustrate (draw) them on an A4 size paper.
- b. Name and draw any one favourite character from the stories on an A4 size sheet.

After they come back to school, we will have a **Show and Tell** activity, whereby they have to speak about their favourite character and why it is his/her favourite.

Mentioned below are a few stories that we would suggest they read:

1. Goldilocks And The Three Bears
2. The Wolf And Three Little pigs
3. The Honest Woodcutter
4. Little Red Riding Hood
5. The Fox and The Crane
6. The Boy Who Cried Wolf
7. Belling The Cat
8. The Milkmaid And Her Pail
9. The Golden Eggs
10. 5 Spoons Of Salt (by Sudha Murthy)
11. The Fox And The Stork
12. Ant And The Grasshopper



- 13. The Little Red Hen
- 14. The Blue King
- 15. The Wolf And The Little Goats

2.WORD GAME

Make as many 2 letter, 3 letter and 4 letter words you can from the given word:

GRANDFATHER

3. LOOK OUT FOR US (NAMING WORDS)

Take a walk or drive around your neighbourhood with your mother / father.

Note down some naming words that you see there and then sort them under . Also draw them:

Persons	Places	Animals	Things

4. Meet My Family

Draw or paste pictures and write the names of the following family members.

<p>My favourite member</p>	<p>Tells me Stories</p>	<p>Plays carrom/ludo/chess / cricket with me</p>
<p>Takes the family for outings</p>	<p>The eldest member</p>	<p>The youngest member</p>

5. Family Time

Prepare a dish (fireless cooking) with any member of your family

1. Write name of the dish.
2. Write the names and number of the ingredients (things used to make it).
3. With whom did you make it ?
4. How much time did you take to prepare it?
5. How was its taste/texture and look?
- 6 Did you enjoy making this dish with your family member?
If yes then give yourself a 😊.
7. Take pictures while preparing it and after it's ready and share it with the class teacher.

Wholesome Week !

7 Days Adventure



Day 1

Go for a walk with your family and enjoy!

Day 2

Choose a favourite dish while enjoying dinner with your family. Follow up the reflection worksheet attached. 🍲



Day 3

Water a plant 🌱 and share your picture with the class teacher.



Day 4

Draw your family using ice cream sticks as shown in the worksheet. Name your family members and write what do you call them.

Day 5

Make a refreshing drink with any family member (for eg lemonade, Aam Panna etc) & share with everyone. Draw it's picture



Day 6

Help any 5 people around you. Draw & write name of the people you helped. Follow the worksheet attached.

Day 7

Do your favourite activity and have fun!

📌 Complete the task and tick the circle.

📌 Follow the worksheets given below.



Worksheet

Day -2

Name: _____ Class: _____

Choose a favourite dish while enjoying dinner with your family:

🔑 Name your favourite dish : _____


🔑 Describe the taste of the dish (Sweet/tangy/sour/spicy)

: _____

🔑 Name the sense organs used : _____

Worksheet- Day -4

1. Draw your family using ice cream sticks as shown in the picture. Name your family members and write what do you call them.



(Take an A4 size sheet, mention the Name and class and do the activity)

Name: _____ Class: _____


Worksheet- Day 5

Name: _____ Class: _____

Make a refreshing drink with any family member (for eg: Lemonade, Aam Panna etc) & share with everyone. Draw it's picture in the given box, and colour it. Fill in the given blanks.

I made _____.

It is _____ in taste.





Worksheet- Day 6

Help any 5 people around you. Draw and write name of the people you helped in the star.

Name: _____ Class: _____

I am a star helper.




Number Evolution

Q2. Answer the following:

1. What comes before 10? _____
2. What comes after 16? _____
3. What comes between 13 and 15? _____
4. Which is smaller : 13 or 16? _____
5. Write the missing numbers: 11 , 12, _____, _____, 15, _____, _____, 18, _____, 20

Q3. Look at the various objects in this room:



Answer the following questions.

1. Which is bigger: bed or cupboard? _____
2. Which is heavier: laptop or book? _____
3. Which is taller: door or window? _____
4. Which is longer: carpet or comb? _____
5. Which can hold more water: jug or bottle? _____

Q4. Draw and name:

a) Tallest and shortest member of your family:

Tallest member

Name: _____

Age: _____

Shortest member

Name: _____

Age: _____

b) Biggest and smallest room of your house:

Biggest Room

Smallest Room

c) A place near and a place far from your house:

Near

Far

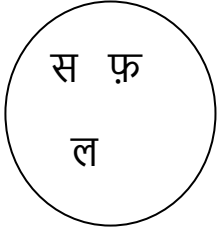


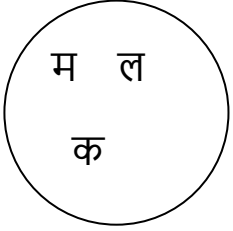
बालभवन विद्यालय
ग्रीष्मावकाश गृहकार्य [२०२४-२५]
कक्षा- पहली
विषय- हिंदी

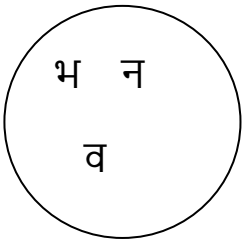
नाम ----- वर्ग -----

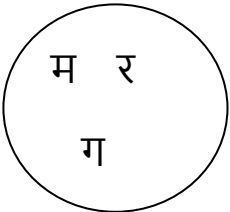
प्रश्न-१ दिए गए वर्णों से दो एवं तीन वर्णों वाले शब्द बनाइए-

दो वर्णों वाले तीन वर्णों वाले









प्रश्न -२ वर्णों को उलटा करके नए शब्द बनाइए –

१. सब ----- २. पक -----

३. मन ----- ४. गम -----

५. कश ----- ६. गज -----

प्रश्न ३. अ से औ तक सभी स्वर लिखें एवं उनके नीचे उनकी मात्राएँ भी दर्शाइए-

स्वर -----

मात्रा -----

स्वर -----


मात्रा -----

प्रश्न ४. क से श्र तक व्यंजन लिखिए –

प्रश्न - ५ जल के कोई चार उपयोग चित्रों द्वारा दर्शाए -



हम वर्षा के जल को कैसे सहेज सकते हैं? और यदि हमने जल नहीं बचाया तो क्या परिणाम हो सकते हैं? इस विषय पर चर्चा करें।



ऊपर दिए गए चित्रों को ध्यान से देखिए एवं मातृ दिवस पर अपनी माता के साथ जल संरक्षण के विषय में चर्चा कीजिए कि वो कैसे अपने रोज़ाना के कामों में होने वाले पानी के दुरुपयोग को रोक सकती हैं। इसका एक ४० सेकंड का वीडियो बनाएं।